




**Kalstein**®

A different accompaniment, at your service

All rights reserved © KALSTEIN France S. A. S.,

## LABORATORY LINES

MICROSCOPE



All rights reserved © KALSTEIN France S. A. S.,  
2 Rue Jean Lantier • 75001 Paris •  
+33 1 78 95 87 89 / +33 6 80 76 07 10 •  
<https://kalstein.eu>  
KALSTEIN FRANCE, S. A. S



OUR SERVICES

## Benefits and Support

In Kalstein France, we take care of the full satisfaction of our customers, that is why we provide value-added services of the highest level based on our experience.



### Online Inductions and Trainings

In any part of the world, receive your induction or training from our specialized team of engineers



### Quick Response

Our work team is always available to response all your consults or questions, in order to support you in any situation.



### #Letsgivemor♥

Thanks to your purchase, a donation will be made to a non-profit foundation that fights against breast cancer and helps most vulnerable communities.



### Technical Support

Enjoy of personalized advice for the correct preventive and corrective maintenance of your equipment, thanks to Kalstein's manuals and articles, special catalogues and video tutorials.



### Delivery Logistics

We take care of all the necessary logistics for the dispatch of your goods, whether is by sea, land or air.



### Kalstein Worldwide

With more than 25 years growing with our customers, Kalstein's multiformat and modern content, is now present in more than 10 countries and increasing.



**KALSTEIN® Microscope**

**Laboratory Biological Microscope**

**Model YR0A.1007**

CE

**MICROSCOPE**



**#Letsgivemore** ♥

Thanks to your purchase, a donation will be made to a non-profit foundation that fights against breast cancer and helps most vulnerable communities.




All rights reserved © KALSTEIN France S. A. S.,  
2 Rue Jean Lantier • 75001 Paris •  
+33 1 78 95 87 89 / +33 6 80 76 07 10 •  
<https://kalstein.eu>  
KALSTEIN FRANCE, S. A. S





## Nosepiece & Objective

--Quadruple Nosepiece, With Achromatic Objectives : 4x, 10x, 40x(s), 100x(s).  
 --40x And 100x Objective Lens Has A Spring Design, If The Front Of The Objective Lens Is Automatically Indented, It Will Not Damage The Objective Lens And Sample.  
 --The 100x Objective Lens Is An Oil Objective Lens. When Used, Cedar Oil Is Used As A Medium For Better Observation.




## Working Stage

--Double Layer Mechanical Stage, Size 140x140mm, Moving Range 50x75mm Medium-sized Large Working Stage, You Can Place Two Microscope Slides For Easy Observation And Comparison.



## Illumination

--Built-in Illumination 6V20W Halogen Lamp, Can Be Replaced By A Plan-concave Mirror



Switch Button Controls The Opening And Closing Of The Light Source



Sliding Control Light Source Brightness



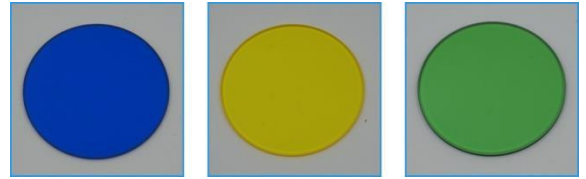
## #Letsgivemore

Thanks to your purchase, a donation will be made to a non-profit foundation that fights against breast cancer and helps most vulnerable communities.



All rights reserved © KALSTEIN France S. A. S.,  
 2 Rue Jean Lantier • 75001 Paris •  
 +33 1 78 95 87 89 / +33 6 80 76 07 10 •  
<https://kalstein.eu>  
 KALSTEIN FRANCE, S. A. S





### Condenser

--N.A. 1.25 Abbe Condenser, Iris Diaphragm, With Filter Holder.

### Focusing

--Low Position Coaxial Coarse & Fine Focusing, Ergonomic, Easier To Operate.

--Fine Focusing Scale 0.002mm.

--With Tension Adjustment, With Up Limit, Personalized Settings, You Can Adjust The Tension According To Individual Needs.



## Product Models



YROA11.1007-16



YROA11.1007-17



YROA11.1007-17T



### #Letsgivemore

Thanks to your purchase, a donation will be made to a non-profit foundation that fights against breast cancer and helps most vulnerable communities.



All rights reserved © KALSTEIN France S. A. S.,  
2 Rue Jean Lantier • 75001 Paris •  
+33 1 78 95 87 89 / +33 6 80 76 07 10 •  
<https://kalstein.eu>  
KALSTEIN FRANCE, S. A. S





YR0A11.1007-27



YR0A11.1007-17W



YR0A11.1007-27W



YR0A11.1007-27T



YR0A11.1007-17WT

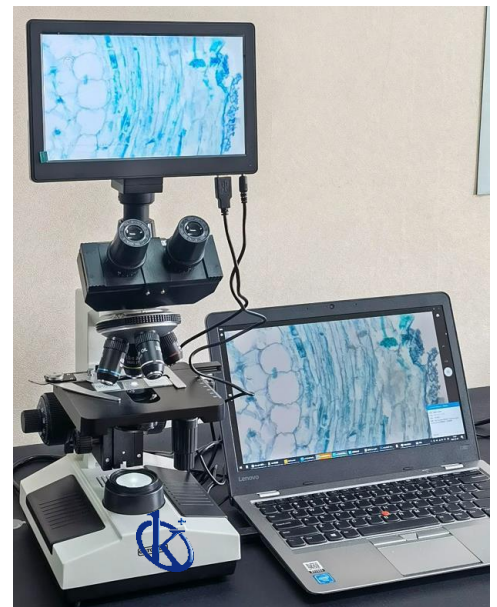



YR0A11.1007-27WT

**Product Upgrade**

YR0A33.1009=YR0A11.1007-T+YR0A59.3509

YR0A59.3509  
 5.0M, 9" LCD, 1/2.8" CMOS,  
 Screen Resolution 1024\*600,  
 USB2.0 Real  
 Time Image Output, TF Card,  
 USB HDMI Mouse Control Menu  
 For Measure



**#Letsgivemore**   
 Thanks to your purchase, a donation will be made to a non-profit foundation that fights against breast cancer and helps most vulnerable communities.



All rights reserved © KALSTEIN France S. A. S.,  
 2 Rue Jean Lantier • 75001 Paris •  
 +33 1 78 95 87 89 / +33 6 80 76 07 10 •  
<https://kalstein.eu>  
 KALSTEIN FRANCE, S. A. S



YR0A33.1019=YR0A11.1007-T+YR0A59.3520

YR0A59.3520  
 5.0M, 9.7" LCD, Resolution 2048\*1536,  
 Android 5.1, CPU 4 Core 1.8G, RAM  
 2G ROM 8G,  
 HDMI+TF Card Output, Touch Screen  
 USB Mouse Control, Installed  
 Measure Software, Chinese/English  
 Manual



## Product Specification

YR0A11.1007 Biological Microscope		16	17	17T	27	27T	17W	17WT	27W	27WT
Magnification	40x~1600x									
Head	Black Monocular Teaching Head, 45° Inclined, 360° Rotatable	•								
	Black Sliding Binocular Head, 45° Inclined, 360° Rotatable		•							
	Black Sliding Trinocular Head, 45° Inclined, 360° Rotatable			•						
	Black Seidentopf Binocular Head, 30° Inclined, 360° Rotatable				•					
	Black Seidentopf Trinocular Head, 30° Inclined, 360° Rotatable					•				
	White Sliding Binocular Head, 45° Inclined, 360° Rotatable						•			
	White Sliding Trinocular Head, 45° Inclined, 360° Rotatable							•		
	White Seidentopf Binocular Head, 30° Inclined, 360° Rotatable								•	
	White Seidentopf Trinocular Head, 30° Inclined, 360° Rotatable									•
	With Eyepiece Adapter & 1.0x C- Mount	•		•		•		•		•
Eyepiece	Wide Field WF10x/18mm, WF16x/11mm									
Nosepiece	Quadruple Nosepiece									
Objective	Achromatic Objective 4x/0.1, W.D.=25mm 10x/0.25, W.D.=11mm 40x/0.6(S), W.D.=3.8mm 100x/1.25(S,Oil), W.D.=0.1mm									
Stage	Double Layer Mechanical Stage, 140x140mm, Mvoing Range 50x75mm									
Focusing	Low Position Coaxial Coarse & Fine Focusing. Fine Focusing Scale 0.002mm, With Tension Adjustment, With Up Limit									
Condenser	N.A.1.25 Abbe Condenser, Iris Diaphargm, With Filter Holder									
Filter	Blue, Yellow, Green									
Light Source	Built-in Illumination LED, Brightness Adjustable									



#Letsgivemore

Thanks to your purchase, a donation will be made to a non-profit foundation that fights against breast cancer and helps most vulnerable communities.



All rights reserved © KALSTEIN France S. A. S.,  
 2 Rue Jean Lantier • 75001 Paris •  
 +33 1 78 95 87 89 / +33 6 80 76 07 10 •  
<https://kalstein.eu>  
 KALSTEIN FRANCE, S. A. S



# Product Accessories



MICROSCOPE



Wide Field WF10X/18mm

Wide Field WF16X/11mm



Eyepiece Adapter & 1.0x C-Mount For YR0A11.1007-17 & -17WT

Eyepiece Adapter & 1.0x C-Mount For YR0A11.1007-16 & -27T & -27WT



(Silver Case) Achromatic Objective



#Let'sgive**more**

Thanks to your purchase, a donation will be made to a non-profit foundation that fights against breast cancer and helps most vulnerable communities.



All rights reserved © KALSTEIN France S. A. S.,  
2 Rue Jean Lantier • 75001 Paris •  
+33 1 78 95 87 89 / +33 6 80 76 07 10 •  
<https://kalstein.eu>  
KALSTEIN FRANCE, S. A. S







YR0A5D.1030-1



YR0A5D.1030-2



YR0A5D.1006-D



YR0A5D.1006-I



YR0A5C.1002-C3



YR0A55.1002-45



YR0A5P.1001



**#Let'sgive more**

Thanks to your purchase, a donation will be made to a non-profit foundation that fights against breast cancer and helps most vulnerable communities.



All rights reserved © KALSTEIN France S. A. S.,  
 2 Rue Jean Lantier • 75001 Paris •  
 +33 1 78 95 87 89 / +33 6 80 76 07 10 •  
<https://kalstein.eu>  
 KALSTEIN FRANCE, S. A. S





YR0A5F.1001 & YR0A5F.1001-UV

## YR0A11.1007 Biological Microscope Optional Accessories

Video Adapter	0.45x C-Mount With Reduction Lens
Objective	Achromatic 20x/0.4, W.D.=9mm Achromatic 60x/0.85(S)
Light Source	Plan-Concave Mirror
Dark Field	Dark Field Condenser, N.A. 0.7~0.9, Dry
	Dark Field Condenser, N.A. 1.25~1.35, Oil Immersion
	Dark Field Objective Achromatic 100x, with Cone Diaphragm, Used With A5D.1006-I
	Dark Field Objective Plan 100x, With Iris Diaphragm, Used With A5D.1006-I
Polarizing	Simple Polarizing Kit
Phase Contrast	Sliding Phase Contrast Set
	--Sliding Phase Contrast Condenser
	--Achromatic Phase Contrast Objective 10x,40x
	--Centering Telescope --Green Filter
Fluorescent	EPI-Fluorescent Kit
	--Power Supplier 220V/110V Interchangeable, Digital Display
	--100WHBO Ultra Hi-Voltage Spherical Mercury Lamp
	--Barrier To Resist Ultraviolet Light
	--Fluorescence Free Oil
	--Fluorescent Objective 10x,25x,40x,100x --Excitation Filter B/G --Excitation Filter U/V



#Letsgivemore

Thanks to your purchase, a donation will be made to a non-profit foundation that fights against breast cancer and helps most vulnerable communities.



All rights reserved © KALSTEIN France S. A. S.,  
2 Rue Jean Lantier • 75001 Paris •  
+33 1 78 95 87 89 / +33 6 80 76 07 10 •  
<https://kalstein.eu>  
KALSTEIN FRANCE, S. A. S





# Kalstein®

A different accompaniment, at your service

#LETSGIVEMORE♥

## WITH THE ACQUISITION OF A KALSTEIN EQUIPMENT

YOU MAKE A CONTRIBUTION TO:



Fundación  
Jacinto Convit

<https://www.jacintoconvit.org/>



<https://onetreepanted.org>



Humatem

Solidarité et coopération  
biomédicale

<https://www.humatem.org/>



MANIAPURE  
FOUNDATION USA

<https://www.maniapurefoundation.org/>

**ANY DOUBT?**  
Contact us!




**Kalstein Blog**

Not just be informed, be fully informed

**The 3 articles of the week!**

Read more on Kalstein's social medias or official websites  
<https://kalstein.eu/articles>



**1**  
Read this ARTICLE NOW

**How does the climate affect your microscope?**

Microscopes in laboratories are one of the most important equipment. But it is difficult to maintain in a constant environment (temperature, humidity, pressure, etc.). This is because these instruments have very sensitive optical systems.

**Kalstein Blog**

**Article of the week:**  
How does the climate affect your microscope?

Read more on Kalstein's social medias or official websites  
<https://kalstein.eu/articles>



**2**  
Read this ARTICLE NOW

**What is the importance of the laboratory refrigerator?**

Refrigerator in laboratories is one of the most important equipment. But it is difficult to maintain in a constant environment (temperature, humidity, pressure, etc.). This is because these instruments have very sensitive optical systems.

**Kalstein Blog**

**Article of the week:**  
What is the importance of the laboratory refrigerator?

Read more on Kalstein's social medias or official websites  
<https://kalstein.eu/articles>



PARIS - FRANCE  
**HEADQUARTER**  
2 Rue Jean Lantier  
75001 Paris - France

**Tif:** +33 (0) 01 78 95 87 89  
**Cel:** +33 (0) 6 80 76 07 10  
[sales@kalstein.eu](mailto:sales@kalstein.eu)

<https://kalstein.eu/>  
<https://www.kalstein.fr/>

**Kalstein Training Videos**  
(Youtube Channel and Official Websites)



**Kalstein France - Jacinto Convit Foundation / Allianc...**

23 views • 3 years ago



**Kalstein's Microscopes**

445 views • 1 week ago

