

YR05295

-25°C MEDICAL DEEP FREEZER



The model YR05295 (936L Medical Deep Freezer) is widely used in hospitals and laboratories. This is for placing and preserving storage such as drugs, vaccines, blood, enzymes, hormones, stem cells, extracted RNA and gene libraries and important biological and chemical reagents.

FEATURES



Fast pull down

Better cooling performance



Coil evaporator

Better temperature uniformity



Inner-door design

4 individual inner door



Universal castor wheels

Proven heavy-duty castors with brake



Lockable doors

Standard locks with keys



SUS 304 materials

Antibacterial and corrosion resistant



Precise temp. control

Temp. control accurate to 0.1°C



7 types of alarm

Audible and visual alarms



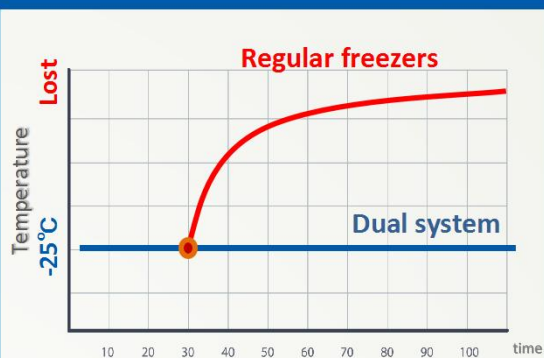
USB Interface

10 years data for downloading

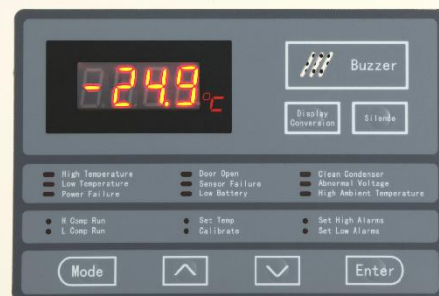


Eco-friendly

CFC-free refrigerant and energy-saving

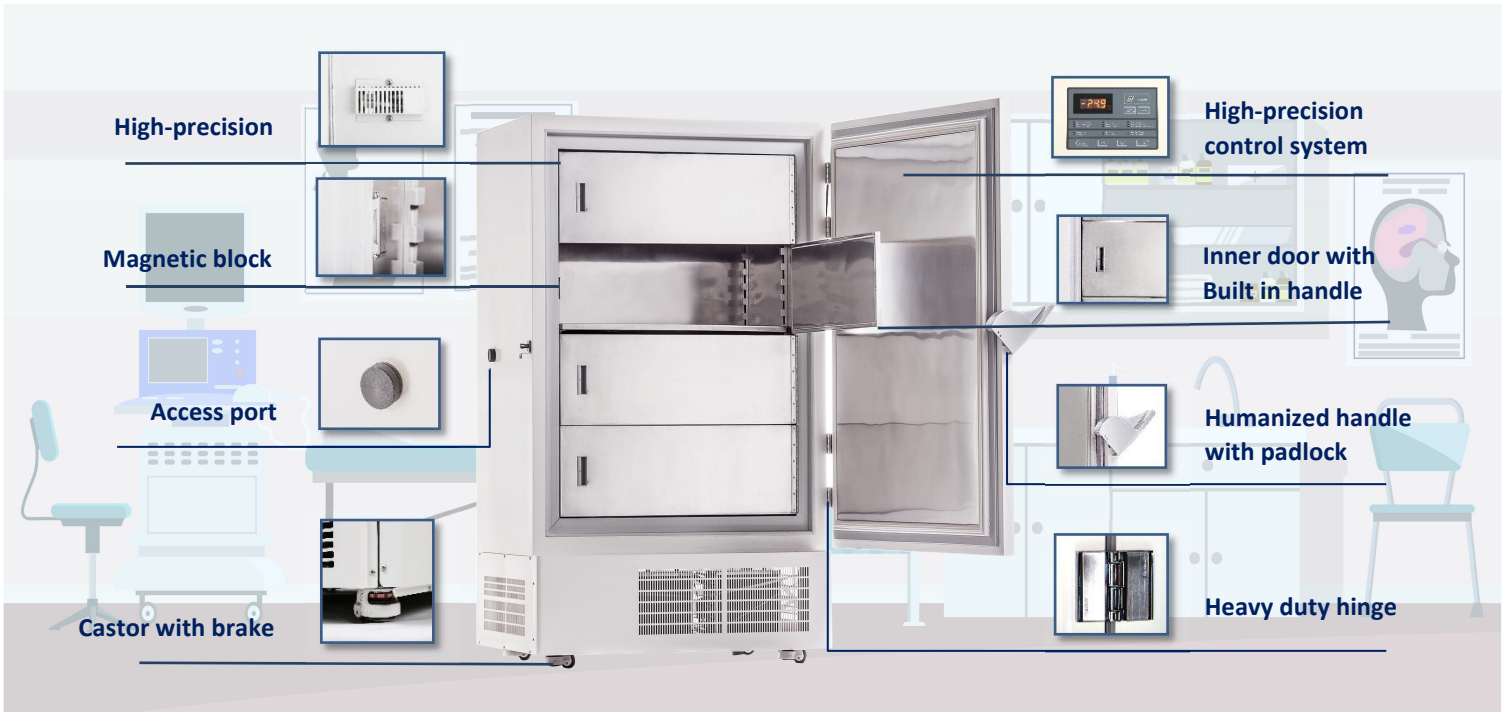


Dual Cooling System



Full information display

STRUCTURE



Ambient temp alarm

Sensor erro alarm

High/low temp. alarm

Power failure alarm

Door ajar alarm

Thermostat failure alarm

Abnormal voltage alarm

Dual system is designed with 2 independent cooling systems which provides extra insurance for Bio-samples. Should one system unexpectedly fail, the other will maintain a temperature in the -25°C range ensuring that the sensitive samples not put at risk separately.

PARAMETER

Performance		Refrigeration System		Alarms	
Cooling method	Direct Cooling	Refrigerant	R404a	High/low temperature	Y
Defrost	Manual	Temp. controller	Microprocessor	Power failure	Y
Shelf/drawer	Shelves/4	Sensor	NTC	Sensor error	Y
Temperature range	-10°C~-25°C	Display	Digital display	Controller failure	Y
Ambient temperature	10~32°C	External material	SPCC sprayed steel	Door ajar	Y
Noise (db)	52	Compressor QTY	SECOP/2	Power failure backup	72H

Electrical Data		Dimensions		Other	
Voltage frequency(V/Hz)	220V 50Hz/60Hz	Package size(W*D*H)(mm)	1360*1135*2170	Inner door Qty	4
Power (W)	1000W	Capacity (L/cu.ft)	936/33	Remote alarm port	Optional
Current (A)	5.8A	Exterior size(W*D*H)(mm)	1320*980*2100	Access port QTY/Dia.	1/25mm
Power consumption	10kWh/24h	Interior size(W*D*H)(mm)	1000*700*1335	Internal material	SUS 304